

TRADING IDEAS

Kode	Rekomendasi	Take Profit	Stop Loss
ELSA	Buy	482-476	464
ABMM	Buy	4560-4620	4400
SSMS	Buy	1135-1160	1090
ESSA	Buy	880-900	835
KIJA	Buy	177-181	168

MARKET INDEX

Market	Close	+/-	Chg %
IHSG	7,721.8	40.8	0.53%
Nikkei	36,391.5	-265.6	-0.72%
Hangseng	17,444.3	0.0	0.00%
Kospi	2,544.3	-31.2	-1.21%
Strait Times Index	3,454.5	247.5	-0.12%
TWSE	21,435.2	247.5	1.17%
SET	1,427.6	23.4	1.66%
Shanghai	2,765.8	-22.5	-0.81%
FTSE 100	8,181.5	-60.2	-0.73%
Xetra Dax	18,301.9	-274.6	-1.48%
Dow Jones	40,345.4	-410.3	-1.01%
Nasdaq	16,690.8	-436.8	-2.55%
S&P 500	5,408.4	-95.0	-1.73%

COMMODITY

Description	Last	+/-	Chg %
Oil Price (Brent) USD/barel	71.1	-1.6	-2.24%
Oil Price (WTI) USD/barel	67.7	-1.5	-2.14%
Gold Price USD/Ounce	2497.4	-19.4	-0.77%
Nickel-LME (US\$/ton)	15637.1	-184.3	-1.17%
Tin-LME (US\$/ton)	30960.5	287.0	0.94%
CPO Malaysia (RM/ton)	3898.0	-19.0	-0.49%
Coal NWC (US\$/ton)	141.5	0.5	0.35%
Natural Gas (US\$/MMBtu)	2.3	0.0	0.93%

FX

Description	Last	+/-	Chg %
USD/IDR	15,365	-33.00	-0.21%
EUR/IDR	17,094	-3.22	0.00%

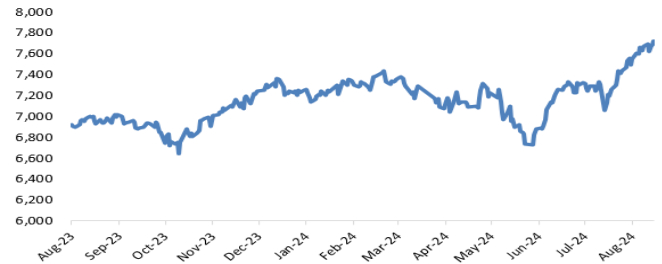
DUAL LISTING

Saham	Mkt	US\$	[+/-]
Telkom (TLK)	NY	19.61	8.00%
Harga Penutupan	9/6/2024		

Market Review & Outlook

Cadangan Devisa RI Agustus Tertinggi Sepanjang Sejarah

IHSG Berpotensi Menguat Terbatas 7650-7750.



JCI DATA

Volume (Mn Share)	21,346
Value (Bn IDR)	9,593
Freq (Thousand Times)	1,006
Market Cap (Tr IDR)	13,217

FOREIGN TRANSACTION

Net Buy (Sell) Daily Bn	1,028
Net Buy (Sell) YTD Bn	30,990
Ownership (July)	44.7%
Source : RTI. IDX	

ECONOMIC CALENDAR

COUNTRY	EVENT	ACTUAL	PREV
6 September 2024			
ID	Foreign Exchange Reserve	\$150.2 B	\$145.4 B
US	Non Farm Payroll	142 K	89K
	Unemployment Rate	4.2%	4.3%
9 September 2024			
CN	Inflation Rate YoY		0.5%
ID	Consumer Confidence		

DISCLAIMER

This Document is for information only and for the use of the recipient. It is not to be reproduced or copied or made available to others. Under no circumstances is it to be considered as an offer to sell or solicitation to buy any security. Any recommendation contained in this report May not be suitable for all investors and strictly a personal view and should not be used as a sole judgment for investment. Moreover, although the information contained herein has been obtained from sources believed to be reliable, its accuracy, completeness and reliability cannot be guaranteed. All rights reserved by Mega Capital Sekuritas.

Cadangan Devisa RI Agustus Tertinggi Sepanjang Sejarah

Bank Indonesia (BI) melaporkan cadangan devisa melonjak pada Agustus. Bahkan mencapai rekor baru. Cadangan devisa Indonesia per akhir Agustus bernilai US\$ 150.2 miliar. Bertambah US\$ 4.8 miliar dibandingkan bulan sebelumnya. Kenaikan posisi cadangan devisa tersebut antara lain dipengaruhi oleh penerimaan pajak dan jasa, penerimaan devisa migas, serta penarikan pinjaman luar negeri pemerintah. Posisi cadangan devisa pada akhir Agustus 2024 setara dengan pembiayaan 6.7 bulan impor atau 6.5 bulan impor dan pembayaran utang luar negeri pemerintah, serta berada di atas standar kecukupan internasional sekitar 3 bulan impor,

GLOBAL SENTIMENT

Wallstreet Terkoreksi Pasca Revisi Laporan Data Ketenagakerjaan. Indeks S&P 500 turun 1.7%, Index Dow Jones terkoreksi 1.01% dan Indeks Nasdaq 100 anjlok 2.7% pada penutupan perdagangan hari Jumat (06/09). Hal ini disebabkan oleh data *Non Farm Payrolls* bulan Juli yang direvisi menjadi 89 Ribu dari 114 Ribu. Adapun data *Non Farm Payrolls* di bulan Agustus tercatat sebanyak 142 ribu, lebih rendah dari consensus yang memproyeksikan sebanyak 165 ribu. Kemudian, Tingkat pengangguran AS periode Agustus tercatat sejalan dengan konsensus yang sebesar 4.2% , namun lebih rendah dari bulan Juli yang sebesar 4.3%. Rilisnya data tersebut menimbulkan penilaian bahwa ekonomi AS akan lebih sulit untuk mencapai *soft landing*. Data tersebut membawa Index VIX yang mengukur volatilitas market pada hari jumat (06/09) berada di level 22.38, dan merupakan level tertinggi sejak (09/08).

Bursa Domestik. IHSG pada Jumat, 6 September 2024 menguat 0.53% di level 7721, dimana penguatan IHSG didorong oleh berlanjutnya sikap risk-on pasar seiring meningkatnya optimisme pemangkasan suku bunga The Fed pada September ini. Disisi lain, naiknya cadangan devisa Indonesia bulan Agustus juga menjadi sentimen positif tambahan IHSG. Sejalan dnegan penguatan IHSG, asing mencatatkan akumulasi net buy di pasar regular sebesar Rp1.33 triliun dengan 5 saham yang paling banyak diakumulasi ialah saham BBRI, BBNI, BMRI, BBKA, dan TLKM. Enam dari sebelas sektor bergerak menguat, dimana sektor finance menjadi penopang IHSG (+1.91%) diikuti sektor healthcare dan teknologi masing-masing menguat (+0.55%) dan (+0.27%) sedangkan sektor yang menjadi the laggard IHSG ialah sektor industrial (-0.65%).

Minyak Mentah Kembali Terkoreksi. Harga minyak terkoreksi lebih dari 2% pada hari Jumat, dengan penurunan mingguan yang besar setelah data pekerjaan Amerika Serikat (AS) lebih lemah dari yang diharapkan pada bulan Agustus, yang lebih besar daripada dukungan harga dari penundaan peningkatan pasokan oleh produsen OPEC+. Sentimen bagi harga minyak datang setelah data pemerintah AS menunjukkan lapangan kerja meningkat lebih sedikit dari yang diharapkan pada bulan Agustus, tetapi penurunan tingkat pengangguran menjadi 4.2% menunjukkan perlambatan pasar tenaga kerja yang teratur yang mungkin tidak memerlukan pemotongan suku bunga besar-besaran dari Federal Reserve bulan ini.

DISCLAIMER

This Document is for information only and for the use of the recipient. It is not to be reproduced or copied or made available to others. Under no circumstances is it to be considered as an offer to sell or solicitation to buy any security. Any recommendation contained in this report May not be suitable for all investors and strictly a personal view and should not be used as a sole judgment for investment. Moreover, although the information contained herein has been obtained from sources believed to be reliable, its accuracy, completeness and reliability cannot be guaranteed. All rights reserved by Mega Capital Sekuritas.

JCI REVIEW & OUTLOOK



IHSG break harmonic resistance uptrend line di level fibonanci 1.00 dan harga bertahan diatas MA jangka pendek berpotensi lanjut menguat menuju harmonic resistance berikutnya didukung stochastic bullish crossover. IHSG diperkirakan bergerak konsolidasi menguat terbatas 7650-7750.

	1	2	3
Support	7650	7600	7500
Resisten	7750	7800	7850

STOCKS PICK



ELSA membentuk candle reversal berupa inverted hammer candle setelah reject minor support dan saat ini harga bertahan diatas MA jangka pendek berpotensi menguat menuju classic resistance didukung MACD goldencross.

Rekomendasi : Buy
Entry Level : 470-476
Take Profit : 482-490
Stop Loss : 464



ABMM membentuk doji candle pada area demand zone yang bertepatan dengan level fibonanci 0.382 berpotensi rebound didukung MACD yang berada di area slope positif.

Rekomendasi : Buy
Entry Level : 4460-4510
Take Profit : 4560-4620
Stop Loss : 4400

DISCLAIMER

This Document is for information only and for the use of the recipient. It is not to be reproduced or copied or made available to others. Under no circumstances is it to be considered as an offer to sell or solicitation to buy any security. Any recommendation contained in this report May not be suitable for all investors and strictly a personal view and should not be used as a sole judgment for investment. Moreover, although the information contained herein has been obtained from sources believed to be reliable, its accuracy, completeness and reliability cannot be guaranteed. All rights reserved by Mega Capital Sekuritas.

STOCK PICK

SUDARHANTOMACAN dipublikasikan pada TradingView.com, Sep 09, 2024 05:44 UTC+7



SSMS breakout minor sideways dan harga bertahan diatas MA 200, berpotensi lanjut rally menuju dynamic resistance didukung kenaikan volume dan stochastic menguat pada area netral.

Rekomendasi : Buy
Entry Level : 1105-1120
Take Profit : 1135-1160
Stop Loss : 1090



ESSA membentuk inverted hammer candle setelah reject minor support uptrend line, berpeluang rebound menuju harmonic resistance uptrend line diikuti momentum parabolic SAR yang menunjukkan sinyal beli.

Rekomendasi : Buy
Entry Level : 850-865
Take Profit : 880-900
Stop Loss : 835



KIJA breakout harmonic resistance diikuti spike volume, berpotensi lanjut menguat menguji harmonic resistance fibonanci 1.272 didukung MACD goldencross.

Rekomendasi : Buy
Entry Level : 171-174
Take Profit : 177-181
Stop Loss : 168

DISCLAIMER

This Document is for information only and for the use of the recipient. It is not to be reproduced or copied or made available to others. Under no circumstances is it to be considered as an offer to sell or solicitation to buy any security. Any recommendation contained in this report May not be suitable for all investors and strictly a personal view and should not be used as a sole judgment for investment. Moreover, although the information contained herein has been obtained from sources believed to be reliable, its accuracy, completeness and reliability cannot be guaranteed. All rights reserved by Mega Capital Sekuritas.

STOCKS MARKET NEWS

- **WIKA : Aksi Pembelian oleh Asset Management Asing**

Perusahaan manajemen aset raksasa BlackRock Inc dan bank tertua kedua di Amerika Serikat (AS), State Street Corp, kembali memborong saham PT Wijaya Karya (Persero) Tbk. (WIKA) pada awal September 2024. Melansir data Bloomberg Terminal, BlackRock menjadi salah satu investor yang mengakumulasi saham WIKA pada periode tersebut sebanyak 17.36 juta saham pada 3 September 2024. Pembelian itu membuat kepemilikan BlackRock bertambah dari 24.85 juta menjadi 42.22 juta lembar, dan menempatkannya di peringkat kelima dalam daftar pengoleksi saham WIKA. Adapun, State Street turut memborong 5.87 juta lembar saham WIKA pada 3 September 2024.

- **PTMP : Aksi Pembelian oleh Direktur**

Direktur Utama PT Mitra Pack Tbk. (PTMP) Ardi Kusuma menambah porsi kepemilikan sahamnya di perusahaan, seiring optimisme akan prospek positif industri pengemasan di Tanah Air. Berdasarkan laporan kepemilikan saham PTMP kepada Bursa Efek Indonesia (BEI) terbaru per 6 September 2024, Ardi tercatat menggenggam 37.28 juta lembar saham PTMP atau setara kepemilikan 1.18% saham. Ardi sebelumnya sama sekali belum memiliki saham PTMP hingga pada 20-26 Agustus 2024, Ardi tercatat menyerok 31.7 juta lembar saham di harga Rp75-Rp85 per saham dengan tujuan investasi. Kemudian, Ardi kembali membeli 2 juta lembar saham PTMP pada medio 28-29 Agustus 2024 di kisaran Rp80-Rp82 per saham. Terbaru, Ardi kembali melakukan transaksi pembelian pada 4-5 September 2024 untuk membeli hingga 3,58 juta lembar saham di kisaran Rp86-Rp90 per saham.

- **CUAN : Prajogo Pangestu Lepas 12.4 Juta Lembar Saham**

Pengendali Petrindo Jaya Kreasi, Prajogo Pangestu, menjual 12.4 juta saham CUAN dengan harga rata-rata Rp 9,625 per lembar pada 29 Agustus 2024. Total nilai transaksi mencapai Rp 119.6 miliar dan ditujukan untuk menambah free float saham yang beredar. Setelah transaksi ini, kepemilikan Prajogo Pangestu di CUAN turun dari 85.076% menjadi 84.966%.

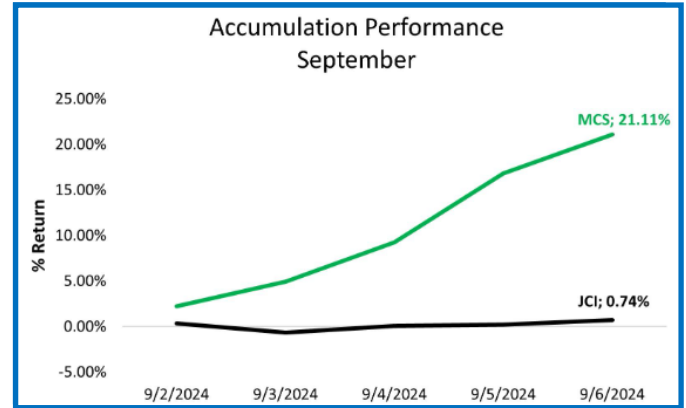
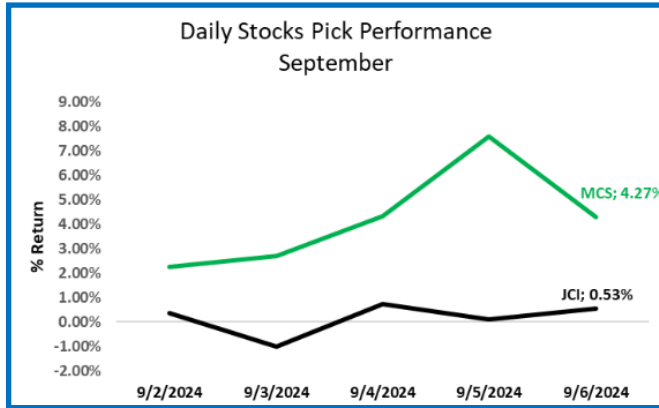
- **PTPP : Dapatkan Pendapatan Jumbo dari Pembangunan Rumah Sakit**

PT PP Tbk (PTPP) meraup pendapatan total senilai Rp 2.41 triliun dari penyelesaian sejumlah proyek rumah sakit (RS). Fasilitas-fasilitas kesehatan yang berhasil dituntaskan PTPP terdiri dari RS UPT Vertikal Makassar atau RS Kemenkes Makassar senilai Rp 1.56 triliun, kemudian RS Mother and Child Health Care Center (MCHC) Dr Hasan Sadikin Bandung senilai Rp 383.1 miliar, dan RS Kanker Dharmas Jakarta senilai Rp 474.3 miliar.

DISCLAIMER

This Document is for information only and for the use of the recipient. It is not to be reproduced or copied or made available to others. Under no circumstances is it to be considered as an offer to sell or solicitation to buy any security. Any recommendation contained in this report may not be suitable for all investors and strictly a personal view and should not be used as a sole judgment for investment. Moreover, although the information contained herein has been obtained from sources believed to be reliable, its accuracy, completeness and reliability cannot be guaranteed. All rights reserved by Mega Capital Sekuritas.

REVIEW STOCKS PICK



CORPORATE ACTION CALENDAR

DATE	TICKER	TIME	ACTION
09/09/2024	MASB	09.00	RUPS

DATE	TICKER	DPS	ACTION
09/09/2024	ITMG	Rp 1228	Interim Dividend Cumdate

DISCLAIMER

This Document is for information only and for the use of the recipient. It is not to be reproduced or copied or made available to others. Under no circumstances is it to be considered as an offer to sell or solicitation to buy any security. Any recommendation contained in this report May not be suitable for all investors and strictly a personal view and should not be used as a sole judgment for investment. Moreover, although the information contained herein has been obtained from sources believed to be reliable, its accuracy, completeness and reliability cannot be guaranteed. All rights reserved by Mega Capital Sekuritas.

Research Division

Cheril Tanuwijaya	Cheril.tanuwijaya@megasekuritas.id	+62 21 7917 5599	62035
Rifdah Fatin Hasanah	Rifdah.fatin@megasekuritas.id	+62 21 7917 5599	62186
Lia Andani	Lia.Andani@megasekuritas.id	+62 21 7917 5599	62431

Retail Equity Sales Division

Dewi Suryani	dewi.suryani@megasekuritas.id	+62 21 7917 5599	62441
Ety Sulistyowati	ety.sulistyowati@megasekuritas.id	+62 21 7917 5599	62159
Fadel Muhammad Iqbal	fadel@megasekuritas.id	+62 21 7917 5599	62164
Syaifathir Muhamad	fathir@megasekuritas.id	+62 21 7917 5599	62179

Fixed Income Sales & Trading

Tel. +62 7917 5559-62 Fax. +62 21 7917 5965

Investment Banking

Tel. +62 21 7917 5599 Fax. +62 21 7919 3900

PT. Mega Capital Sekuritas

Menara Bank Mega Lt. 2
Jl. Ka P. Tendean. Kav 12-14 A
Jakarta Selatan 12790

DISCLAIMER

This Document is for information only and for the use of the recipient. It is not to be reproduced or copied or made available to others. Under no circumstances is it to be considered as an offer to sell or solicitation to buy any security. Any recommendation contained in this report May not be suitable for all investors and strictly a personal view and should not be used as a sole judgment for investment. Moreover, although the information contained herein has been obtained from sources believed to be reliable, its accuracy, completeness and reliability cannot be guaranteed. All rights reserved by Mega Capital Sekuritas.